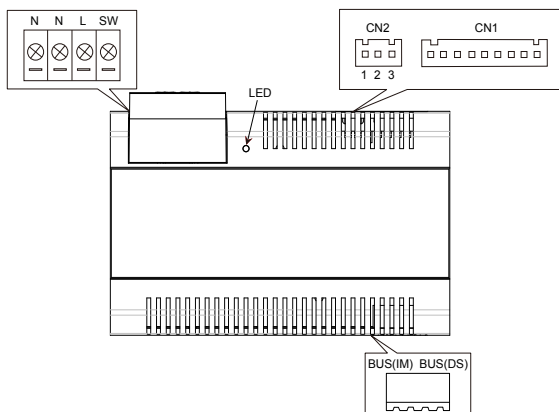


1. Introduction:

The PC6 is a power comb unit, which is designed for DT 2 wire system to supply power for outdoor station, indoor monitor and other accessories. It can work both as a normal power comb and auxiliary power comb. The features are as follows:

- Universal AC input/full range
- Multi protection: short circuit, overload, over voltage
- Integrated with DT-DPS(power separator)
- Additional DT-DPS is not needed
- Support up to 4 monitors (depend on models)
- DIN rail mounting

2. Terminal Description:



N: AC input.

L: AC input.

SW: switch terminal. It can extend to connect light or lock.

LED: power indicator, always on when plug in power.

CN2: normal power comb or auxiliary power comb selection terminal. Please refer to part 4.

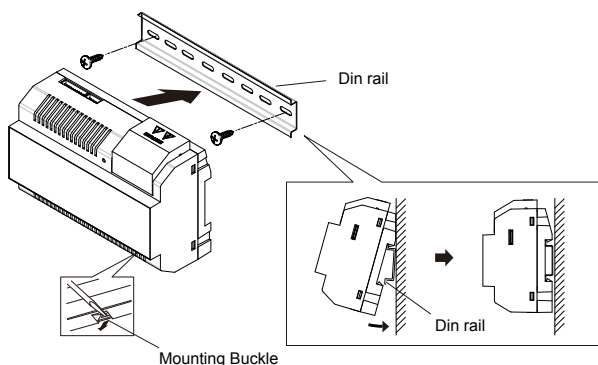
CN1: bus control terminal.

BUS(IM): indoor monitor connection terminal.

BUS(DS): door station connection terminal.

3. Mounting:

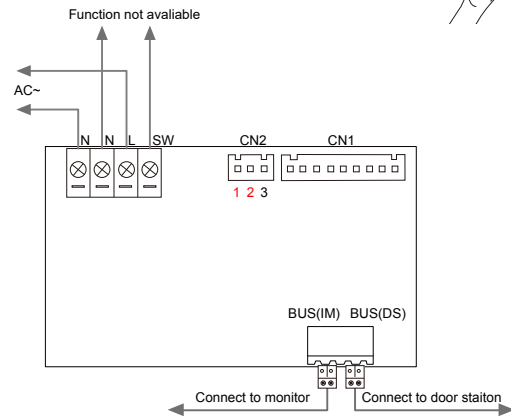
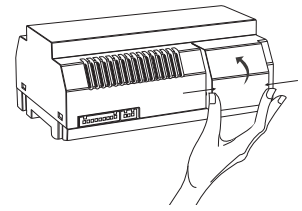
Step1: Mount the din rail to the wall with screws ;
Step2: Pull down the mounting buckle, then hang the unit on din rail.



4. Wiring:

Open the AC cover:

1. push the cover bottom towards the center with your hand;
2. turn over and pull it out.



Note:

1. the AC cable is not included in the package, it must comply with requirements of different country.
2. If N,SW terminal is connected light or lock, CN1 terminal must connect SC6 controller to support this function.
3. Port 1&2 should be short-circuited with a C3-3P line (included in the package) if the unit work as a normal power comb. But if it work as an auxiliary power comb, port 1&2 should be taken off.

5. Specification:

Input Voltage:	100~240Vac
Input Frequency:	50~60Hz
Rated Output Voltage:	DC 28V±2V
Rated Output Current:	1.5A
Working Temperature:	-10°C~50°C
SW Port Input Voltage:	Max.230Vac, 2A
Dimension:	140*90*60mm

6. Warning:

- The unit can only use in DT 2 wire products supplied by our company.
- Don't connect the unit with any non-specified power source. Fire or electric shock could result.
- Don't connect any terminal on the unit to AC power lines.
- Don't dismantle or alter the unit. Fire or electric shock could result.
- The unit must be installed and wired by a qualified technician.
- Keep the unit away from water or any other liquid. Fire or electric shock could result.